

# Panel Project Information

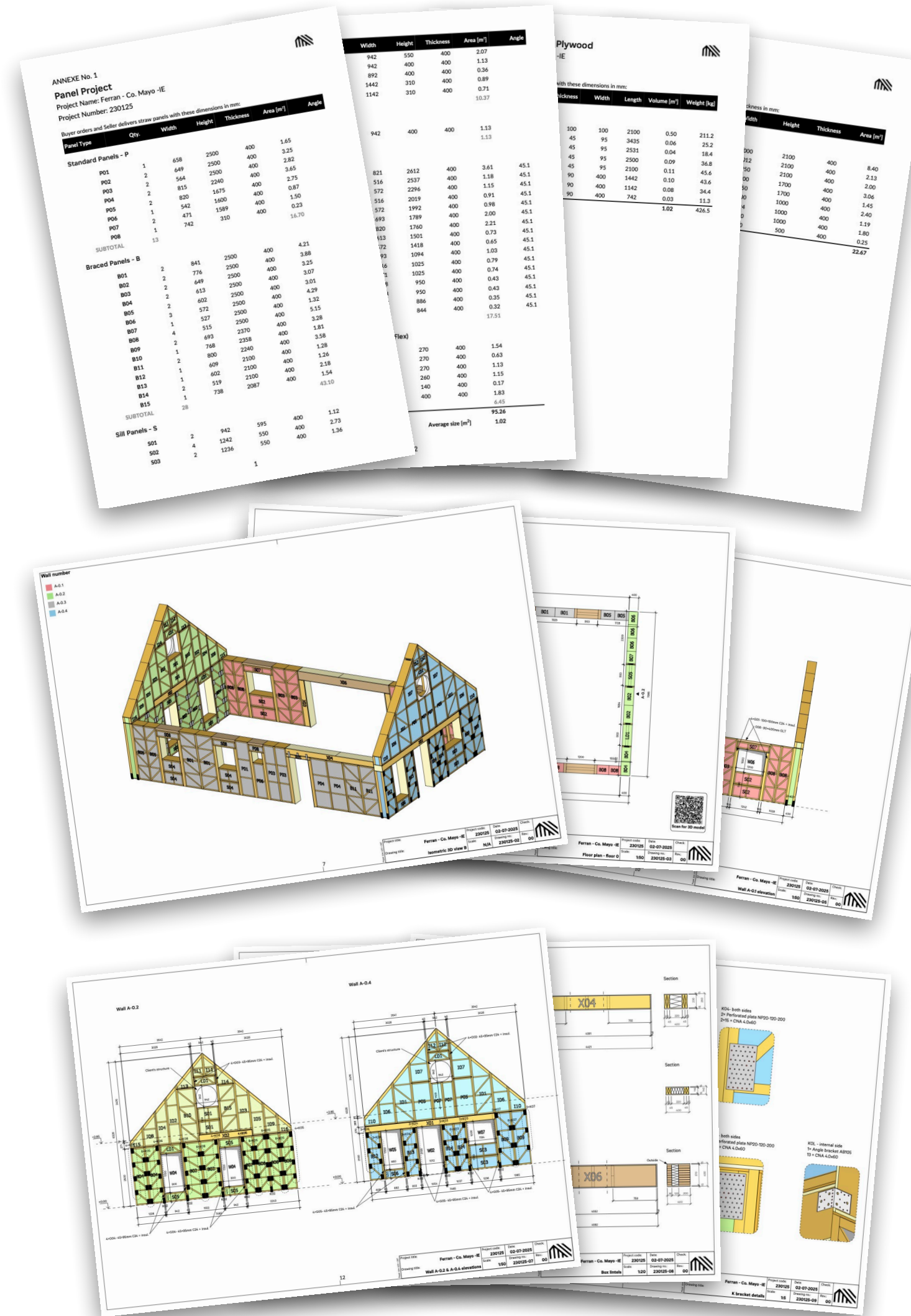


Updated 2025-12-11

# What is a Panel Project

A Panel Project is the most important document and serves as a basic design and production document as well as a panel layout plan for assembly.

Panel types and sizes are planned exclusively by the EcoCocon in-house engineering team, using load specifications provided by the client's engineer.



## The Panel Project consists of:

- » Table of panel types with dimensions
- » 3D views of EcoCocon straw walls
- » Elevations of EcoCocon walls, dimensions of walls and clear opening widths and heights
- » Shop-drawings of box lintels (if applicable)
- » List of required additional timber and plywood goods
- » List of structural openings
- » Floor plan depicting the assigned wall numbers
- » 3D file of the final model in .ifc or .skp format

Along with The Panel Project, the client's architect and structural engineer will receive The Calculation Package.

## The Calculation Package, consists of:









- » Structural calculation scheme with sections
- » Loads and load combinations
- » Detailed calculations for critical elements (studs, columns, beams)
- » Support reactions for foundation design
- » Additional comments if necessary



Preparation of a Panel Project is managed by an EcoCocon Technical Sales Consultant.



# Panel Project in Order Chain Context

		Time needed		
	PRICE ESTIMATE	<b>1 week</b>	The client provides architectural drawings (PDF or DWG). Based on the exterior wall surface area excluding openings, EcoCocon estimates the price, including all supplementary materials.	 Initial estimations are nonbinding.
	PANEL PROJECT	<b>Up to 8 weeks</b>	Once the client accepts the estimate, EcoCocon prepares detailed technical panel project together with the designer and engineer.	 The Panel Project preparation fee is separate from the main order and is non-refundable, even if the order isn't placed.
	ORDER	<b>Up to 2 weeks</b>	Client approves the detailed offer and the purchase agreement is signed.	 For large scale projects time and schedule will be adapted according to the project.
	PRODUCTION	<b>12 weeks</b>	After receiving 50% advance payment, the project is included in the production lineup.	
	DELIVERY	<b>Up to 2 weeks</b> (region-dependent)	When the order is complete, and upon the receipt of the final payment, the panels are shipped directly to the construction site.	

Refer to the Order & Transport Guide on website in downloads

# Before you start

## Consider:

- » Consult the Technical Sales Consultant (TSC) and/or EcoCocon engineering team early in the process.
- » Respect timber design characteristics and its implications.
- » Design with assembly in mind from the start.
- » Try to avoid overly complex bespoke shapes to prevent unnecessary complications.
- » Read the Guides: EcoCocon Designer Guide & EcoCocon Structural Engineer Guide.
- » Complete all Project Submission Requirements thoroughly.



I Hyllie i Malmö bygger ETC sin hidtil største bygning med 52 lejligheder, bygget udelukkende med træ og anvendelse af solceller. Projektet er muliggjort af støtte fra ETCs opspare og opføres uden profit-intensitet.

Dette unikke boligbyggeri opføres med en konstruktiv træ. Huset opfylder passivhusstandard med ekstremt høje krav for at sikre langvarig bæredygtighed. Målet er at skabe et energisystem i huset med egen energiproduktion og -lagring, således at ejendommen ikke behøver være tilsluttet fjernvarme eller anden varme fra forbrænding.

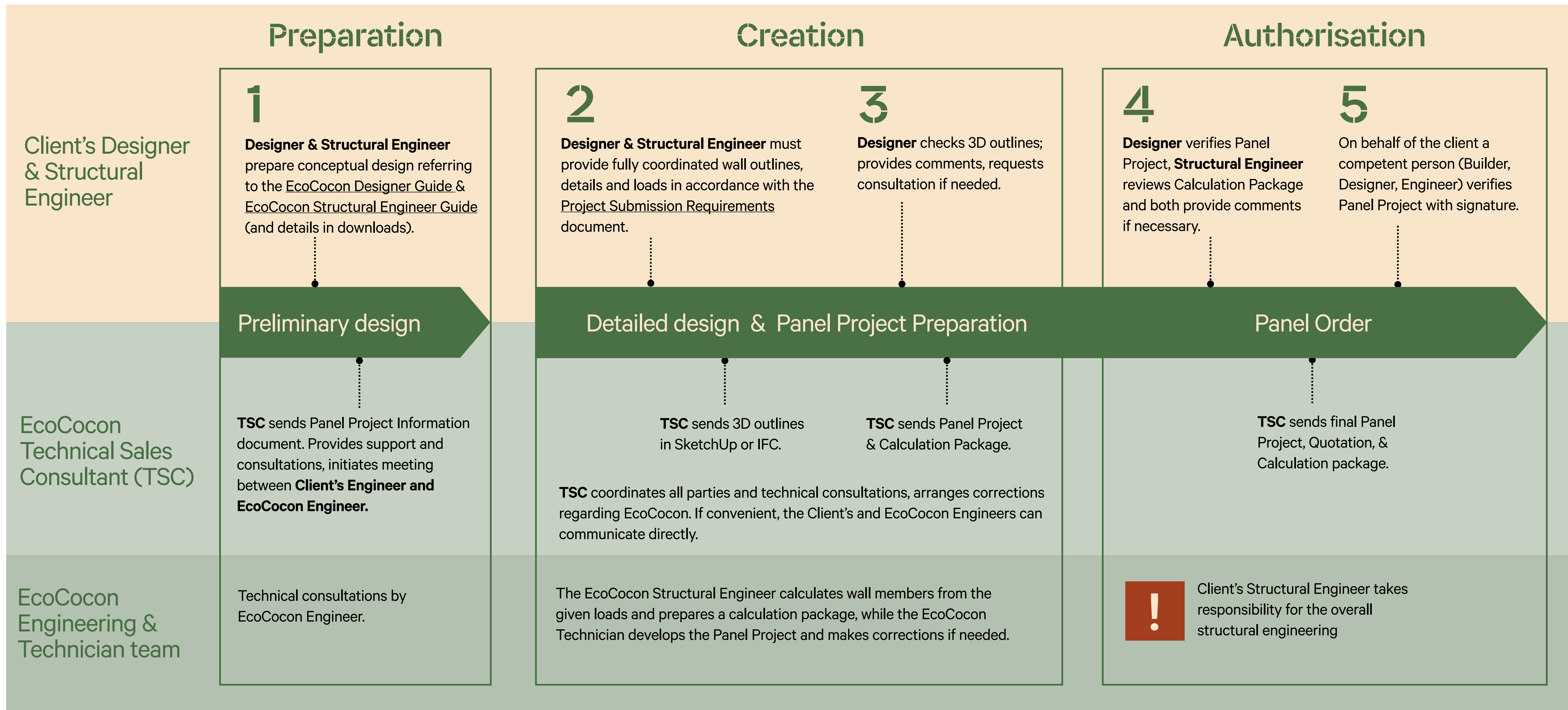
Solenergi er indtænkt i mange detaljer: husets placering på grunden; de stejle gavltag som er øst-vest-vendt; altangælænderet på de store altaner som også er dækket med solceller.

Lejlighederne er designet, så både familien med små børn, pensionist og studenten skal kunne finde sig tilrette her. Lejlighedsfordelingen er fleksibel og rummer både små og store lejligheder.

# Design Process



During step 4, only minor adjustments are allowed. Any design change from the client may require full recalculation and a new Panel Project, causing delays and extra fees.



# Project Submission Requirements

The Project Submission Requirements document specifies all information that must be provided to EcoCocon before Panel Project Preparation can begin. **The Client's Nominated Person** (project manager, designer, or structural engineer) is responsible for ensuring that all required data is complete and accurate.

Refer to Project Submission Requirements on website



EcoCocon will not begin work on Panel Project until all the required information is provided by the client's project design team.

## Recommended Roles and Responsibilities on the Client's Side:

The client should appoint a responsible **Nominated Person** (for example project manager, designer, or structural engineer). This person serves as the **main contact** for the EcoCocon Technical Sales Consultant (TSC).

The Nominated Person is **responsible for coordinating** all required submissions and ensuring their completeness:

- » Ensures that the Client's Designer prepares a 2D or 3D design focused on EcoCocon walls and all related details.
- » Ensures that the Client's Structural Engineer, in coordination with the Designer, prepares all structural information — including loads, structural drawings, connection details, and any other required data.

The client's Nominated Person must oversee the process, coordinate internal roles, and communicate efficiently with the TSC to avoid delays.